

## FOLDINGFORKS

Folding**Forks** are always reasonable when hazardous situations can be prevented by folding up the fork blade. Furthermore, the space required by the machine can be significantly reduced and manoeuvrability will be increased. Typical applications are road traffic, all-terrain use and narrow spaces.

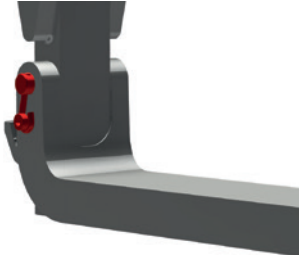
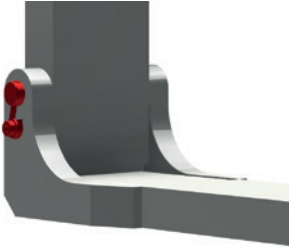

### Superior technique: the only Folding**Forks** according to ISO 2330

Engineering and production of Folding**Forks** is subject to highest demands and absolute accuracy. The heel area of a fork is generally the section with highest strain. In case of Folding**Forks**, the heel area consists of a pin suspension instead of solid material. For this reason, the heel requires highest advertece.

- ▶ Compliance with all ISO 2330-requirements
- ▶ Dynamical load with 1.000.000 load cycles and 25 % overload
- ▶ Static load with triple nominal load
- ▶ „Co-rotating“ pin suspension to avoid contact corrosion
- ▶ Tempered pin made of special material
- ▶ Optimized connection plates for less strain by the use of finite elements analysis
- ▶ Complete operating manual and CE sign



## FOLDINGFORKS: THE BEST DESIGN FOR YOUR APPLICATION

	FoldingForks Standard „inner hinge“	FoldingForks Standard „outer hinge“	FoldingForks in patented DuoLoc-design
<b>HEEL AREA</b>			
<b>APPLICATION</b>	Lift trucks	Lift trucks	Construction and agricultural machinery / Machinery with interchangeable equipment
<b>SPECIFICS</b>	<p><b>INNER HINGE:</b></p> <ul style="list-style-type: none"> <li>▶ Width of fork back and fork blade are identical</li> <li>▶ Optimized heel geometry</li> <li>▶ Complete blade length can be used</li> </ul>	<p><b>OUTER HINGE:</b></p> <ul style="list-style-type: none"> <li>▶ Connection plates are mounted at the outer side, the heel area is broadened</li> <li>▶ Width of fork blade can be smaller</li> <li>▶ Higher capacity with same cross-section (compared to inner hinge)</li> </ul>	<p><b>DUOLOC-DESIGN:</b></p> <ul style="list-style-type: none"> <li>▶ Fixed fork blade in operating position</li> <li>▶ No unintentional folding of blade</li> <li>▶ Transfer of the carrier tilt to the fork blade</li> <li>▶ Easy put down / pick up of fork carrier</li> </ul>
<b>„SUSPENSION“</b>	„One-pin“ suspension in the heel area for flexible fork blade	„One-pin“ suspension in the heel area for flexible fork blade	Stable. „double-pin“ suspension in the heel area for a fixed fork blade
<b>FIXING OF FORK BLADE (FOLDED UP)</b>	Safety clamp	Safety clamp	Safety bolt

We kindly advice you regarding the best solution for your application. Please contact us!