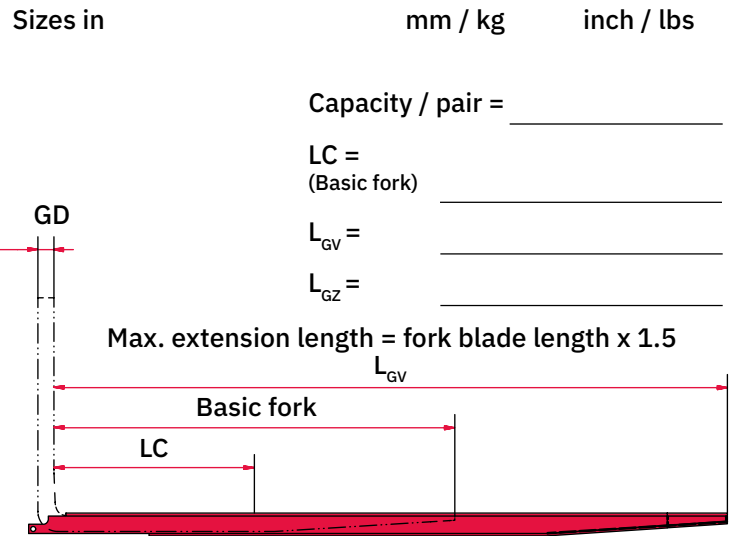
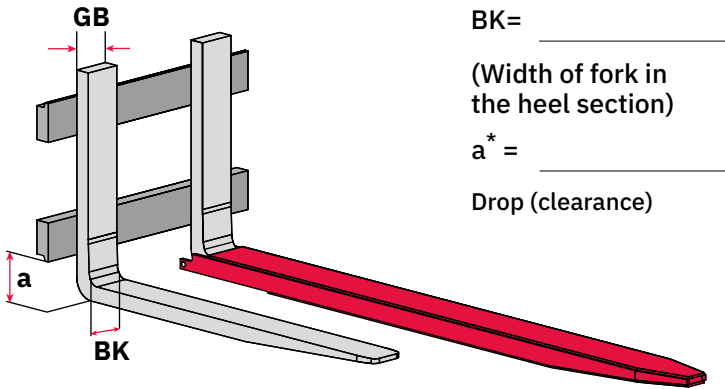


# QualityForkExtensions

Company \_\_\_\_\_  
 Street \_\_\_\_\_  
 Postal code, town \_\_\_\_\_  
 Cross-section (width x thickness) \_\_\_\_\_  
 Length (L) \_\_\_\_\_  
 Quantity \_\_\_\_\_  
 Delivery date \_\_\_\_\_


Name \_\_\_\_\_  
 Tel. \_\_\_\_\_ Fax \_\_\_\_\_  
 E-Mail \_\_\_\_\_  
 Lift truck brand \_\_\_\_\_  
 Lift truck type \_\_\_\_\_  
 Date, Signature \_\_\_\_\_


**Important**  
**Fork length x 1.5 = max. fork extension length**




## Extension design


### open

 The underside of the extension is open for light or medium usage. The load is allowed to have its load center in the area of the supporting fork.



### closed

 The underside of the fork extension is closed. The extension is suitable for heavier usage. The load is allowed to lie in the area which is not supported by the fork.



## Special design

for hand lift trucks

\*Note: „Optional“ data (fill in only if deviations from the standard)